



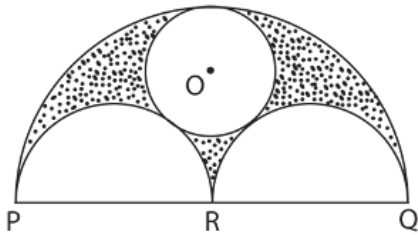
## MATHEMATICS CH:12- AREA RELATED TO CIRCLES

Name: \_\_\_\_\_

Date: \_\_\_\_\_

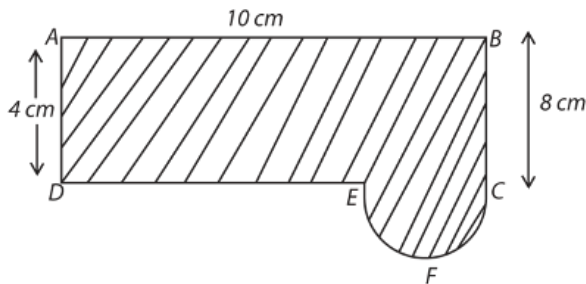
Class: X Sec: \_\_\_\_

1.



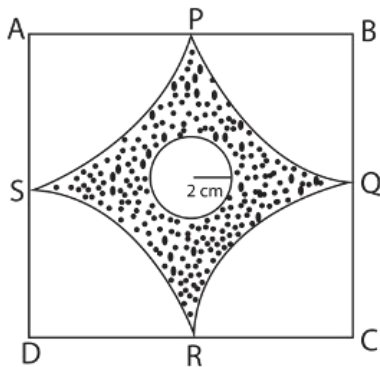
In the above fig. diameter of larger semicircle is 24cm and the diameter of smaller semicircle is 12cm. The smaller circle touches all the three semicircles with centre O. Find the area of the shaded region.

2.



Find the area of the shaded region.

3.

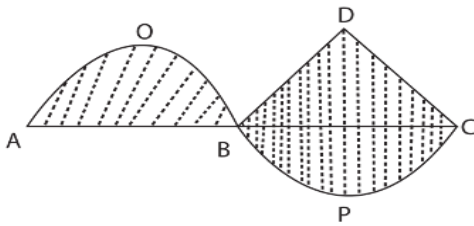


Find the area of the shaded part of the figure, given ABCD is a square of side 14cm and the smaller circle is of radius 2cm.



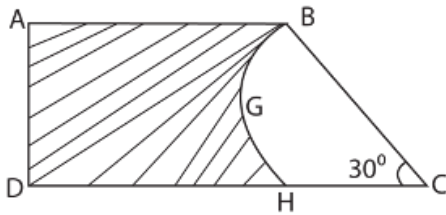
# INDIAN SCHOOL NIZWA - WORKSHEET

4.



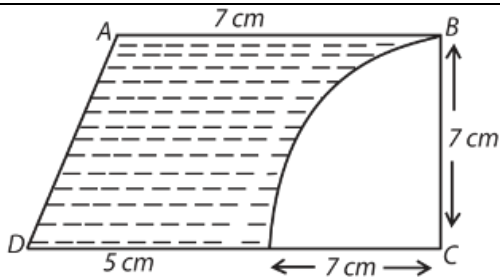
In the given figure, AOB & BPC are two semicircles with BCD an equilateral triangle. Find the perimeter of the figure if  $AB = BC = 14$  cm

5.



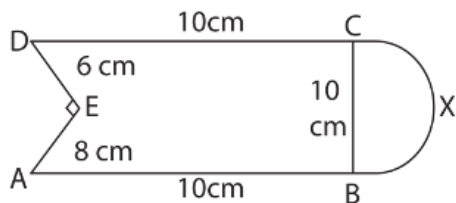
In the figure ABCD is a trapezium with  $AB \parallel CD$  &  $\angle BCH = 30^\circ$ . BCHG is a sector with centre at C and  $AB = 9$  cm,  $DH = 6$  cm,  $BC = 5$  cm. Find the area of the shaded region .

6.



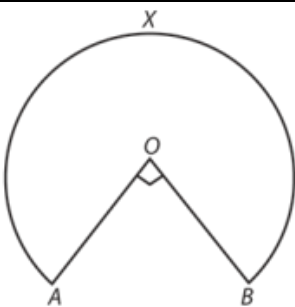
In the Trapezium ABCD ,  $AB \parallel CD$  ,  $AB = 7$  cm,  $CD = 12$  cm,  $\angle C = 90^\circ$ . A quarter circle is cut from it. Find the area of shaded part.

7.



Find the area of the figure.

8.



In the figure AOB represent a sector of a circle with centre O &  $\angle AOB = 90^\circ$ ,  $OA = OB = 21$  cm, Find the perimeter of the sector.



# INDIAN SCHOOL NIZWA - WORKSHEET